



1340A HIGH PRECISION VOLTAGE DIVIDER

Simplify Your Procedures, Simplify Your Work.



Featuring

- ▶ Stability
- ▶ Cost-effectiveness
- ▶ Performance-based Results
- ▶ No Self-Alignment Required

Overview

Never before has DC voltage calibration and/or verification of DVMs and calibrators been so easy or reliable. Measurements International's recently launched 1340A is the metrology industry's leading choice thanks to its simplistic design, backed with the best features for optimal performance.

Model 1340A is another fine example of MI's history and world-leading experience in resistance. We invite metrologists and calibration technicians in national, military and third-party calibration laboratories to compare the performance of the 1340A against any products on the market today.

Feature	Benefit
10:1, 100:1 and 1000:1 reference divider outputs to 1100 V.	Extreme precision to compare direct voltage levels of various sources to a 10 V Voltage Reference Standard like a 1330A, 732V or 732C.
Industry leading specifications requires no Self-Alignment or Calibration prior to use.	Customers no longer need to Self-Align or Calibrate prior to each use. Saves time, money and frustration!
Utilizes a special design network of High Precision Resistors mounted in a Temperature-Controlled Chamber	Shields divider resistors from outside noise and provides temperature stability to improve performance.
Front panel direct connection to Calibrator; divider output connection to DVM for testing; both done with supplied cables.	Ease of use, saves time and money.
Internally mounted temperature sensor PT100	Users can connect to front panel and monitor internal oven.
New special hand-selected resistors and configuration	Lengthy, Self-Alignment no longer required to create divider network.
Calibration of Divider performed directly against a 1330A, 732B or 732C Reference	Industry-leading advancement in the DC Voltage Divider commercial products which delivers exceptional performance.



1340A HIGH PRECISION VOLTAGE DIVIDER

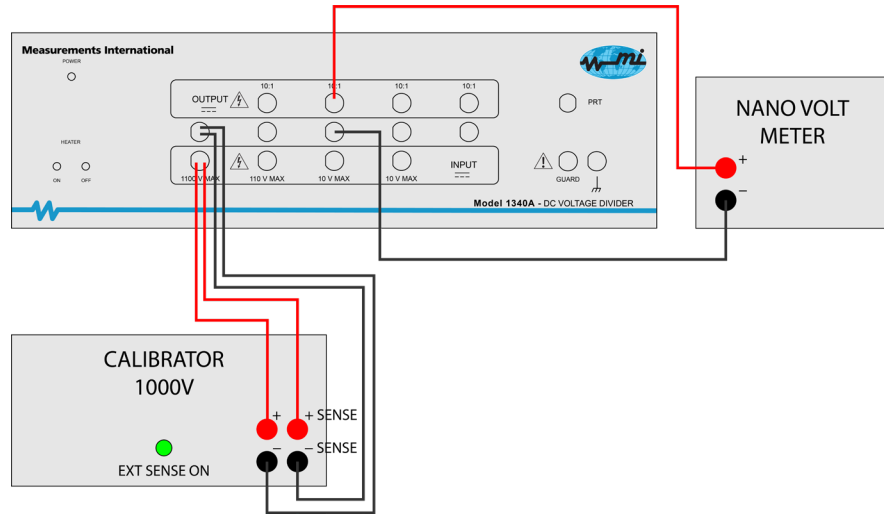


Figure 1. Example: 1000 V in divided to 10 V out to be measured
Offering the easiest-to-use instrument with complete confidence

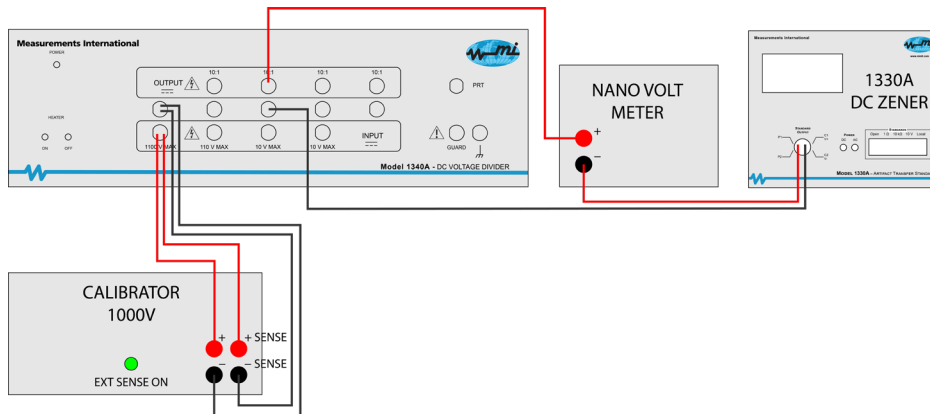


Figure 2. Example: The above diagram illustrates using a 1330A, 732B or 732C Reference in the connection sequence. A DVM can be used as a NULL detector to determine the offset of the 57XX calibrator on the 10:1 and 100:1 ratio.

No Self-Alignment Required

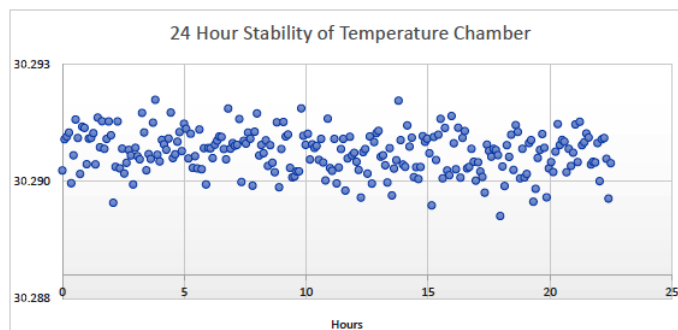


Figure 3. 24 Hour Stability of Temperature Chamber



Measurements International

Metrology is Our Science, Accuracy is Our Business™

1340A HIGH PRECISION VOLTAGE DIVIDER

Specifications: Rev 3

Ratio Range	Ratio Uncertainty	Input Voltage Max
10:1	± 0.2 µV/V (0.2 ppm) (30-Day)	200 V
100:1	± 0.4 µV/V (0.4 ppm) (30-Day)	1100 V
1000:1	± 0.5 µV/V (0.5 ppm) (30-Day)	10 V
Internal Temperature Stability		± 0.1 °C Over a 1 Year Period
Ambient Temperature Range		23 °C ± 5 °C
Initial Warm-up Time		24 Hours
Ambient Humidity Range		20 to 90 % Non-condensing
Storage		-50 °C to +50 °C
Self-Alignment		Not Required
Isolation to Earth		> 10 ¹² Ω
Direct Cable to 57XX		Provided
Warranty		Standard 2 Year Parts & Labour

Options:

PN: 1340-O Output cable to bare ends

PN: 1340-C Output cable to custom

Other: Contact MI

Dimensions (L × W × H):

436 x 449 x 133 (mm)

Weight:

9 kg

Shipping Weight:

13 kg

Mains Power:

85 to 264 V_{ac}, 47 to 440 Hz

Corporate Headquarters

Measurements International
PO Box 2359, 118 Commerce Drive
Prescott, Ontario, Canada K0E 1T0

Phone: 613-925-5934

Fax: 613-925-1195

Email: sales@mintl.com

Toll Free: 1-800-324-4988

Worldwide Offices

MI-USA

Phone: 407-706-0328
Email: sales@mintl.com

MI-China

Phone: +(86) 10-64459890
Email: sales@mintl.com

MI-Europe

Phone: +(420) 731-440-663
Email: sales@mintl.com

MI-Japan

Phone: +(81) 72 39 64 660
Email: kaz@mijpn.com

MI-India

Phone: +(91) 98 10 134 932
Email: sales@MILLP.co.in

